

PLANO 95

Ideale per stanze fino a 16-20 m²
 Potenza 230 V/50 Hz: 1300 W
 Sistema intelligente di controllo elettronico
 5 modalità di funzionamento
 Programmabile con telecomando
 Misura in cm: 60 x 95 x 5



DEKO

Ideale per stanze fino a 15 m²
 Potenza 230 V/50 Hz: 1000 W
 Sistema intelligente di controllo elettronico
 5 modalità di funzionamento
 Programmabile con telecomando
 Misura in cm: 120 x 43 x 6



Different models to suit all rooms

6-8 m²

PLANO 45

Ideal for rooms up to 6-8 m²
 Power 230 V/50 Hz: 500 W
 Intelligent electronic control system
 5 operating modes
 Programmable using remote control
 Dimensions in cm: 60 x 45 x 5

12-15 m²

DEKO

Ideal for rooms up to 15 m²
 Power 230 V/50 Hz: 1000 W
 Intelligent electronic control system
 5 operating modes
 Programmable using remote control
 Dimensions in cm: 120 x 43 x 6

11-13 m²

PLANO 65

Ideal for rooms up to 11-13 m²
 Power 230 V/50 Hz: 800 W
 Intelligent electronic control system
 5 operating modes
 Programmable using remote control
 Dimensions in cm: 60 x 65 x 5

16-20 m²

PLANO 95

Ideal for rooms up to 16-20 m²
 Power 230 V/50 Hz: 1300 W
 Intelligent electronic control system
 5 operating modes
 Programmable using remote control
 Dimensions in cm: 60 x 95 x 5

IP24

ELECTRICITE

Please note: The performance indicated was calculated on the basis of a floor to ceiling height of 2,5 to 3 metres. It may vary, depending on the climate in the geographical area in which it is installed and the degree of thermal insulation of the home.

Model	PLANO 45	PLANO 65	PLANO 95	DEKO
For news on all new products and the trade fairs at which you can find us, and the worldwide catalogues and manuals. Contact us for details on your nearest dealer.				
ERMETI GUIDICI S.p.a. Via Leonardo da Vinci 27, 20090 Segrate (MI) Size in cm: 60 x 45 x 5	8019250004524	8019250006528	8019250009529	8019250987650
	60 x 45 x 5	60 x 65 x 5	60 x 95 x 5	120 x 43 x 6
Power input at 230V	500 W	800 W	1300 W	1000 W
Electronic thermostat	•	•	•	•
5 mode switch	•	•	•	•
Infrared remote control unit	optional	optional	optional	optional
Pack size in cm.	69,7 x 53,5 x 15,8	69,7 x 73 x 15,8	69,7 x 104,4 x 15,8	124 x 45 x 13,5
Net weight	11 Kg	13 Kg	16 Kg	16,4 kg
Gross weight	12,8 Kg	15,2 Kg	18,7 Kg	18,1 kg
Quantity per pallet	30	24	16	22

DISTRIBUTED BY

PLANO DEKO
I 022010




Radialight®

DUAL THERM technology
 Heats quickly
 at a constant, even temperature
 Easy and quick to install

Radialight®
 THE NEW HEATING GENERATION

THE COMFORT OF DUAL THERM TECHNOLOGY



THE COMFORT OF DUAL THERM TECHNOLOGY

Plano and Deko electric soft heaters incorporate Dual Therm technology: two heating systems integrated in a single unit. The large front surface is evenly heated and gives a pleasant, diffused radiant heat that heats the air and walls in the room, just like the sun's rays would. When it is cold and more heat is required the internal heating core provides all the power necessary to quickly reach the required temperature. The two heating systems (radiation and convection) can be regulated using an intelligent electronic control to obtain:

Rapidly reach the required temperature

A sensation of diffused, non excessive heat that keeps the temperature stable without variations, which has the same effect as central heating (the maximum amplitude according to the set temperature is 0,5° C. This performance may also be affected by external heat dispersion, size of the room and level of insulation).

PLANO



DEKO



PLANO

Clean, essential, ultra-flat design. All the comfort of a modern home in a thickness of just 5 cm. The Plano electric radiator provides gentle heat and incorporates DUAL THERM technology: two different heating systems integrated in a single unit. PLANO guarantees continuous, even emission of heat, creating a pleasant, embracing sensation, without draughts or circulating air being distinctly perceived.

The heating technology contained in PLANO is based on a dual heating system:

- an aluminium element that makes it possible to reach the required comfort in the room easily, while reacting quickly to fluctuations in temperature
- a radiant element that provides constant, even transmission of heat from the front surface by irradiation.

PLANO is available in 3 versions:

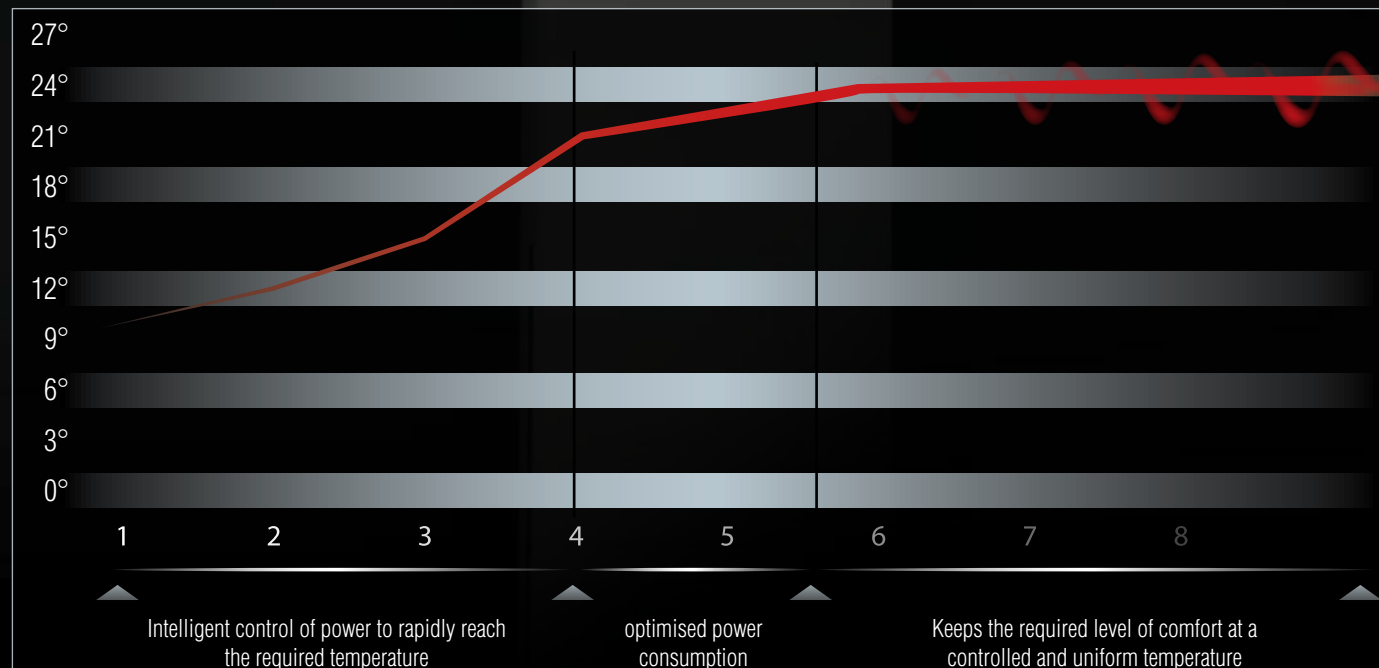
Plano 45, 500 W (rooms up to 6-8 sqm); Plano 65, 800 W (rooms up to 11-13 sqm); Plano 95, 1300 W (rooms up to 16-20 sqm)

DEKO

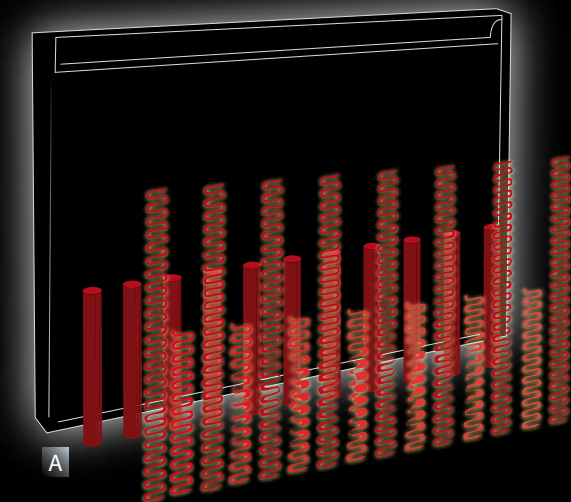
The vertical silhouette, with its clean, elegant lines will win you over immediately. The large, ultra-flat, satin-finished surface like a polished stone, free of any visible controls makes Deko a furnishing element rather than a simple heating unit. Deko's lines reflect modern trends in interior design: The unit is just 6 cm thick and it is therefore much finer and flatter than any electrical or water radiator. Once installed, the unit only protrudes 9 cm from the wall. Its dimensions are characterised by perfect vertical and horizontal proportion. At just 43 cm wide Deko is easy to install and fit in with your furniture, discreetly and elegantly. DEKO is not just a sophisticatedly designed unit, it is above all modern technology at your service. The DUAL THERM technology used in DEKO integrates two different heating systems in a single unit.

DEKO is available in a single version:
1000W (rooms up to 12-15 sqm)

Design DEKO Studio Joe Colombo: Arch. Favata & Forloni



N.B.: This graph is purely for the sake of example and does not necessarily correspond to a real profile, the characteristics of which can depend on various factors: external heat dispersion, size of the room, level of insulation.



A Aluminium heating element
B Frontal radiant surface



- 1 LED signal
- 2 Ambient thermostat
- 3 Operating mode selector
- 4 ON/OFF switch

OPERATING MODES

Comfort: when you want the comfort level in the room to correspond to the thermostat setting

Eco: to regulate the temperature at 3,5° C lower than the thermostat automatically

Antigelo: in case of prolonged absence the temperature in the room does not drop below 7°C (+/- 3°C)

Stand-by: switches off the heating elements

The unit is in PROGRAM mode that has a weekly program that is only available via the Zefiro infrared remote control (optional extra)

HOW PLANO & DEKO WORK

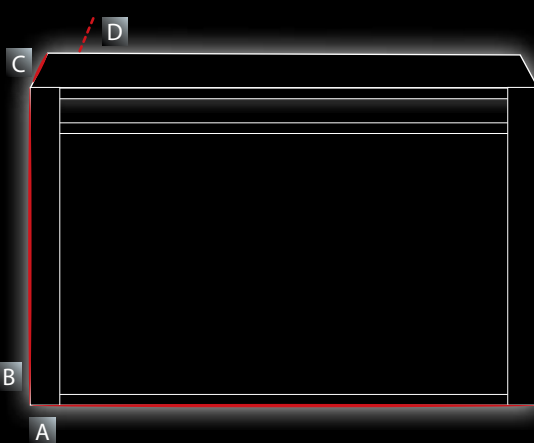
They are fitted with a multi-function electronic control system that allows precise comfort settings for each room. This makes it a tailor-made heating system that can meet any heating need in a single room or various areas of the home.



PROGRAMMING FOR MAXIMUM ENERGY SAVING

PLANO & DEKO can be programmed to automatically adapt the temperature in each room to suit the lifestyles of the people that use it, every hour of the day, 7 days a week.

The (optional) ZEFIRO programmer makes it possible to programme each PLANO and DEKO unit installed in your home: A SINGLE remote control to programme each individual radiator. Programming how your system operates is ESSENTIAL to achieve a real saving on your electricity bill.



	A	B	C	D
PLANO45	45cm	60cm	5cm	4cm
PLANO65	65cm	60cm	5cm	4cm
PLANO95	95cm	60cm	5cm	4cm
DEKO	43cm	120cm	6cm	3cm